

# DIGITISE SECURELY, DESIGNED SUSTAINABLY

Canon's high performing imageRUNNER ADVANCE DX Series is designed to support and accelerate every step of your digital transformation. This agile, secure and sustainable range of multifunction devices integrates seamlessly into hybrid workspaces while keeping the running costs in control.



## Canon imageRUNNER ADVANCE DX C3900i Series

Colour Multifunction Device ● ● ● ●

### PRODUCTIVITY

**Save time and resources with increased workflow productivity**

- A3 mid-to-low-volume colour devices with a range of speeds from 22ppm to 35ppm.
- Intuitive, user-friendly interface with a large 10.1 inch WSVGA touchscreen and smartphone similarities.
- Advanced scanning technology can dramatically reduce time spent naming and saving scanned files to your cloud storage service<sup>^</sup>.
- Single-pass duplex document feeder and automatic blank page removal for streamlines digital workflows. Scan and convert documents to searchable digital files in a variety of file formats.
- Hot Folders allow users to drag and drop a file into a hot folder and automatically print with pre-defined settings such as number of copies and finishing requirements.

### COST CONTROL

**Improving operation efficiencies and better managing costs**

- Forced job hold with ability to change print settings at device enhances control over projects.
- Blank page removal eliminates paper wastage and helps with document formatting.
- Support for multiple user authentication methods and usage tracking.

### SECURITY

**Safeguard data and ensure sensitive information remains secure**

- The device boot process, firmware, and applications are verified on start up, and self repairs<sup>#</sup>.
- Drive Lock and standard SSD encryption by default, for peace of mind over stored data. Initialize All Data/Settings feature allows admins to easily remove user data at decommissioning.
- Class leading security support of TPM 2.0, TLS 1.3, HCD-PP, FIPS140-2 and SP800-193 compliant, as well as Security Information and Event Management (SIEM) support for real-time insights to potential threats.
- Industry leading malware protection utilising McAfee Embedded Control powered by Trellix, which protects against the execution of unauthorised applications and other cybersecurity threats.

### MOBILITY

**Achieve ultimate freedom and flexibility with Expanded Mobile OS Support**

- Mobile workflows are fully supported with Apple<sup>®</sup> Airprint<sup>®</sup>, Android<sup>™</sup> Mopria<sup>™</sup> and Canon PRINT Business app for iOS/Android. Easily allow users to connect, print, scan and capture.
- Simple and easy connectivity with multiple connection options, USB, ethernet and optional Wi-Fi, plus support for approved USB to LAN adaptors for second ethernet connection.

### SUSTAINABILITY

**Support your environmental goals with MFDs that incorporate responsible design and efficient operations**

- The DX C3900i Series engine is now more environmentally friendly, replacing polystyrene packaging with cardboard.
- The low energy consumption is attained by a combination of Canon's On-Demand fixing technology and Sleep Recovery triggers which minimises power consumption and helps quick warm-up times.
- With the DX C3900i Series, we have also introduced low-melting-point toner that allows us to achieve low Typical Energy Consumption (TEC) values.

### INTEGRATION

**Seamlessly integrate with key line-of-business systems to fast track your digital transformation journey**

- Personalised workflows allow users to pick and choose what works best for them in terms of functionality.
- Canon's powerful Multifunctional Embedded Application Platform (MEAP), combined with a common source code for firmware, ensures that IT and office automation is smoothly aligned.
- Efficiently digitise documents with automated workflows connected to applications such as OneDrive, SharePoint, Concur, DropBox and Microsoft Teams<sup>\*</sup>.

<sup>\*</sup> Requires uniFLOW Online Print & Scan or uniFLOW Cloud Image Processing subscription.


<sup>#</sup> Boot firmware can only be repaired automatically.

# ADVANCED SCANNING

uniFLOW Online's Filing Assist<sup>^</sup> saves you time, reduces keying errors and brings consistency to your filing so you can find what you need, when you need it, anywhere you have internet access; at home, work or on the go.


Filing Assist uses pre-configured workflows that scan batches of repetitive documents including invoices, delivery notes, picking lists and orders to popular cloud services. Not only are they scanned, they are named, converted and filed – based on rules and information from the document.

Fast scanning and auto-recognition of documents




SCAN ANY PAPER SIZE UP TO A3#

File and name documents by type or even text content




SMART FILING

Store to directory paths in popular cloud services



CLOUD STORAGE

Access files anytime, anywhere from any device



ACCESS ANYWHERE

<sup>^</sup> Requires uniFLOW Online Cloud Image Processing subscription.  
<sup>#</sup> Maximum paper size depends on model of MFD.

# CONFIGURATION

This flat configuration is for illustration purpose only.  
For a complete list of options and the exact compatibility relationships, please refer to the [online product configurator](#).



### Inner 2 way tray

- Separates copies, prints and faxes
- Adds a second internal output tray
- Sheet capacity – 350 sheets (80 gsm)



### Inner finisher

- 2-tray, 550 sheet capacity
- Corner and double stapling up to 50 sheets (80 gsm)
- Supports Eco stapling 8 sheets (80 gsm) and Staple On-demand 40 sheets (80 gsm)
- Supports optional internal 2/3 and 2/4 hole inner punchers



### Utility tray



### Copy tray

- Adds additional output location
- 100 sheet capacity (80 gsm)

### Booklet finisher

- 2-tray, 3,250 sheet capacity
- Corner and double stapling up to 50 sheets (80 gsm)
- Booklet-making up to 20 sheets and non-staple saddle folded capacity up to 3 sheets (A3/A4R)
- Supports Eco stapling 8 sheets (80 gsm) and Staple On-demand 50 sheets (80 gsm)
- Supports optional internal 2/3 and 2/4 hole inner punchers



### Staple finisher

- 2-tray, 3,250 sheet capacity
- Corner and double stapling up to 50 sheets (80 gsm)
- Supports Eco stapling 8 sheets (80 gsm) and Staple On-demand
- 50 sheets (80 gsm)
- Supports optional internal 2/3 and 2/4 hole inner punchers



# imageRUNNER ADVANCE DX C3935i/C3930i/C3926i/C3922i Specifications

**imageRUNNER**  
ADVANCE DX

Main Unit	
Machine Type	A3 Colour Laser Multifunctional
Core Function	Print, Copy, Scan, Send, Store and Optional Fax
Processor	1.8GHz Dual Core Processor
Control Panel	10.1" TFT LCD WSVGA Colour Touch Panel
Memory	RAM 3.5GB
Storage	Standard: 256 GB (SSD) Optional: 1TB (SSD)
Interface Connection	Network: Standard: 1000Base-T/100Base-TX/10Base-T Optional: Wi-Fi (IEEE 802.11b/g/n) Others: Standard: USB 2.0 x1 (Host), USB 3.0 x1 (Host), USB 2.0 x1 (Device) Optional: Serial Interface, Copy Control Interface
Paper Supply Capacity (A4, 80 gsm)	Standard: 1200 Sheets 100 Sheets: Multi-purpose Tray x1 50 Sheets: Paper Cassette x2 Maximum: 2,300 Sheets (with Cassette Feeding Unit-AW1)
Paper Output Capacity (A4, 80gsm)	Standard: 250 Sheets Maximum: 3,450 Sheets (with Staple Finisher-AE1 or Booklet Finisher-AE1 and Copy Tray-T2)
Finishing Capabilities	Collate, Group, Offset, Staple, Saddle Stitch, Hole Punch, Eco Staple, Staple On Demand (Finishing capabilities vary depending on the options connected.)
Supported Media Types	Multi-purpose Tray: Thin, Plain, Heavy, Recycled, Colour, Bond, Transparency, Pre-punched, Letterhead, Envelope*, Postcard *SRA3 is unsupported for Coated (257 to 300 gsm) Upper Cassette: Thin, Plain, Heavy, Recycled, Colour, Bond, Transparency, Pre-punched, Letterhead, Envelope*, Postcard *Envelope Feeder Attachment Kit B (standard) is required except ISO-C5. Lower Cassette: Thin, Plain, Heavy, Recycled, Colour, Bond, Transparency, Pre-punched, Letterhead, Envelope*, Postcard *Envelope Feeder Attachment Kit A (standard) is required.
Supported Media Sizes	Multi-purpose Tray: Standard size: SRA3, A3, A4, A4R, A5, A5R, A6R, B4, B5, B5R Custom size: 98.4 x 139.7 mm to 320.0 x 457.2 mm Free size: 100.0 x 148.0 mm to 304.8 x 457.2 mm Envelopes: COM10 No.10, Monarch, ISO-C5, DL Envelope custom size: 98.0 x 98.0 mm to 320.0 x 457.2 mm Upper Cassette: Standard size: A4, A5, A5R, A6R, B5 Custom Size: 105.0 x 148.0 mm to 297.0 x 215.9 mm Envelopes: ISO-C5 Lower Cassette: Standard size: A3, A4, A4R, A5, A5R, A6R, B4, B5, B5R Custom Size: 105.0 x 148.0 mm to 304.8 x 457.2 mm Envelopes*: COM10 No.10, Monarch, DL *Envelope Attachment A (standard) is required.
Supported Media Weights	Multi-purpose Tray: 52 to 300 gsm* *SRA3 is unsupported for Coated (257-300gsm). Media Adjustment Kit-A1 is required for Coated (257-300gsm) Upper/Lower Cassette: 52 to 256 gsm Duplex: 52 to 220 gsm For details of supported media, refer to the 'Available Paper' in the <a href="#">User Manual</a>
Warm-up Time	Quick Startup Mode: 4 seconds or less* *Time from device power-on to when the copy icon appears and is enabled to operate on the touch panel display. From Sleep Mode: 10 Seconds or less From Power On: 10 Seconds or less* *Time from device power-on, until copy ready (not print reservation).
Dimensions (W x D x H)	565 x 722 x 897 mm
Installation Space	Depends on configuration. Please refer to the <a href="#">online product configurator</a> .
Weight	Approx. 86 kg
Print Specifications	
Print Speed*	IR-ADV DX C3935i: 1-sided: Up to 35 ppm (A4), Up to 17 ppm (A3), Up to 23 ppm (A4R) 2-sided: Up to 35 ppm (A4), Up to 17 ppm (A3), Up to 23 ppm (A4R) IR-ADV DX C3930i: 1-sided: Up to 30 ppm (A4), Up to 15 ppm (A3), Up to 20 ppm (A4R) 2-sided: Up to 30 ppm (A4), Up to 15 ppm (A3), Up to 20 ppm (A4R) IR-ADV DX C3926i: 1-sided: Up to 26 ppm (A4), Up to 15 ppm (A3), Up to 20 ppm (A4R) 2-sided: Up to 26 ppm (A4), Up to 15 ppm (A3), Up to 20 ppm (A4R) IR-ADV DX C3922i: 1-sided: Up to 22 ppm (A4), Up to 15 ppm (A3), Up to 20 ppm (A4R) 2-sided: Up to 22 ppm (A4), Up to 15 ppm (A3), Up to 20 ppm (A4R)
Print Resolution (dpi)*	1,200 x 600
*Laser Resolution	1,200 x 1,200 (half-speed)
Page Description Languages	Standard: UFR II, PCL6, Option: Adobe® PostScript® 3™
Direct Print (RUI)	Supported File types: PDF, EPS, TIFF/JPEG, XPS
Printing from Mobile and Cloud Applications	AirPrint®, Mopria™, Canon Business PRINT, uniFLOW Online and Universal Print. A range of software and MEAP-based solutions are available to provide printing from mobile devices or internet-connected devices and cloud-based services depending on your requirements. Please contact your sales representative for further information.
Fonts	PS fonts: 136 Roman PCL fonts: 93 Roman, 10 Bitmap fonts, 2 OCR fonts, Andale Mono WT J/K/S/T* (Japanese, Korean, Simplified and Traditional Chinese), Barcode fonts* *1 Optional PCL International Font Set-A1 is required. *2 Optional Barcode Printing Kit-D1 is required.
Print Features	Secured Print, Secure Watermark, Header/Footer, Page Layout, 2-sided Printing, Mixed Paper Sizes/Orientations, Front/Back Covers, Toner Reduction, Poster Printing, Forced Hold Printing, Print Date, Scheduled Printing, Printing Using a Virtual Printer, Printing using Hot Folder.
Operating System	UFR II: Windows®10/Windows®11/Windows®Server2012/Windows®Server2012 R2 / Windows®Server2016/Windows®Server2019/Windows®Server2022, macOS®(10.13 or later) PCL: Windows®10/Windows®11/Windows®Server2012/Windows®Server2012 R2 / Windows®Server2016/Windows®Server2019/Windows®Server2022 PS: Windows®10/Windows®11/Windows®Server2012/Windows®Server2012 R2 / Windows®Server2016/Windows®Server2019/Windows®Server2022, macOS®(10.13 or later) PPD: Windows®10/Windows®11, macOS®(10.13 or later)
Copy Specifications	
Copy Speed	IR-ADV DX C3935i: 1-sided: Up to 35 ppm (A4), Up to 17 ppm (A3), Up to 23 ppm (A4R) 2-sided: Up to 35 ppm (A4), Up to 17 ppm (A3), Up to 23 ppm (A4R) IR-ADV DX C3930i: 1-sided: Up to 30 ppm (A4), Up to 15 ppm (A3), Up to 20 ppm (A4R) 2-sided: Up to 30 ppm (A4), Up to 15 ppm (A3), Up to 20 ppm (A4R) IR-ADV DX C3926i: 1-sided: Up to 26 ppm (A4), Up to 15 ppm (A3), Up to 20 ppm (A4R) 2-sided: Up to 26 ppm (A4), Up to 15 ppm (A3), Up to 20 ppm (A4R) IR-ADV DX C3922i: 1-sided: Up to 22 ppm (A4), Up to 15 ppm (A3), Up to 20 ppm (A4R) 2-sided: Up to 22 ppm (A4), Up to 15 ppm (A3), Up to 20 ppm (A4R)
First-Copy-Out Time (A4, BW and CL)	IR-ADV DX C3935i: 5.5/7.4 seconds (Approx.) IR-ADV DX C3930i/C3926i/C3922i: 6.1/8.4 seconds (Approx.)
Copy Resolution (dpi)	600 x 600
Multiple Copies	Up to 999 copies
Copy Density	Automatic or Manual (9 Levels)
Magnification	Variable Zoom: 25% to 400% (1% Increments) Preset Reduction/Enlargement: 25%, 50%, 61%, 70%, 81%, 86%, 100% (1:1), 115%, 122%, 141%, 200%, 400%

Copy Features	Preset R/E Ratios by Area, 2-Sided, Density Adjustment, Original Type Selection, Interrupt Mode, Book to 2 Pages, 2-sided Original, Job Build, N on 1, Add Cover, Insert Sheets, Different Size Originals, Page Numbering, Copy Set Numbering, Sharpness, Erase Frame, Secure Watermark, Print Date, Gutter, Print & Check, Negative/Positive, Repeat Images, Merge Job Blocks, Mirror Image, Store in Mail Box, Copy ID Card, Skip Blank Pages, Free Size Original, Colour Mode, Reserved copy, Copy Sample
Scan Specifications	
Type	Single Pass DADF-C1* *Detect Feeder Multi Sheet Feed is supported. DADF: Duplexing Automatic Document Feeder
Document Feeder	Up to 200 Sheets
Paper Capacity (80 gsm)	Up to 200 Sheets
Acceptable Originals and Weights	Document Feeder media weight: 1-sided scanning: 38 to 220 gsm (BW/CL) 2-sided scanning: 38 to 220 gsm (BW/CL) *An acceptable weights of A6R or smaller is 50 to 220gsm.
Supported Media Sizes	A3, A4, A4R, A5, A5R, A6R, B4, B5, B5R, B6R Custom size: 69.9 x 139.7 mm to 304.8 x 431.8 mm
Scan Speed (ipm, BW and CL; A4)	1-sided Scanning: 135/135 (300 x 300 dpi, send), 80/- (600 x 600 dpi, copy) 2-sided Scanning: 270/270 (300 x 300 dpi, send), 160/- (600 x 600 dpi, copy)
Scan Resolution (dpi)	Scan for Copy: 600 x 600 Scan for Send: (Push) 600 x 600 (SMB/FTP/WebDAV/IFAX), (Pull) 600 x 600 Scan for Fax: 600 x 600
Pull Scan Specifications As of Feb. 2023	Color Network ScanGear2, For both TWAIN and WIA Supported OS: Windows®10/Windows®11/Windows®Server2012/Windows®Server2012 R2/Windows®Server2016/Windows®Server2019/Windows®Server2022
Scan Method	Push Scan, Pull Scan, Scan to Box, Scan to Advanced Box, Scan to Network, Scan to USB Memory Key, Scan to Mobile Device, Scan to Cloud (requires uniFLOW Online)
Send Specifications	
Destination	Standard: E-mail/Internet FAX (SMTP), SMB, FTP, WebDAV, Mail Box Optional: Super G3 FAX, IP Fax
Address Book	LDAP (2,000)/Local (1,600)/Speed Dial (200)
Send Resolution (dpi)	Push: Up to 600 x 600 Pull: Up to 600 x 600
Communication Protocol	FTP: (TCP/IP), SMB3.11 (TCP/IP), WebDAV Email/Fax: SMTP(send), POP3(receive)
File Format	Standard: TIFF (MMR), JPEG*, PDF (Compact, OCR (Text Searchable), Optimize PDF for Web, Format to PDF/A-1b, Trace & Smooth, Encrypt), XPS (Compact, OCR (Text Searchable)), PDF/XPS (Device Signature, User Signature), Office Open XML (PowerPoint, Word) *: Single-Page only.
Universal Send Features	Original Type Selection, Two-sided Original, Book to 2 Pages, Different-size Originals, Density Adjustment, Sharpness, Copy Ratio, Erase Frame, Job Build, Delayed Send, Preview, Job Done Notice, File Name, Subject/Message, Reply-to, E-mail Priority, TX Report, Original Content Orientation, Skip Blank Originals
Fax Specifications	
Maximum Number of Connection Lines	2
Modem Speed	Super G3: 33.6 kbps G3: 14.4 kbps
Compression Method	MH, MR, MMR, JBIG
Resolution (dpi)	400 x 400 (Ultra Fine), 200 x 400 (Super Fine), 200 x 200 (Fine), 200 x 100 (Normal)
Sending/Receiving Size	Sending: A3, A4, A4R, A5*, A5R*, B4, B5*, B5R* Receiving: A3, A4, A4R, A5, A5R, B4, B5, B5R *1 Sent as A4 *2 Sent as B4 short
FAX Memory	Up to 30,000 pages (2,000 Jobs)
Speed Dials	Max. 200
Group Dials/Destinations	Max. 199 Dials
Sequential Broadcast	Max. 256 Addresses
Memory Backup	Yes
Fax Features	Sender's Name (TI), Selecting the Telephone Line (when sending fax), Direct Send, Delayed Send, Preview, Job Done Notice, TX Report, Interrupt Transmission, Sequential Broadcasting, Password/Subaddress Sending, Confidential Mailbox, 2 on 1 Log
Store Specifications	
Mail Box (Number Supported)	100 User Inboxes, 1 Memory RX Inbox, 50 Confidential Fax Inboxes Maximum 10,000 Pages (2,000 jobs) Stored
Advanced Box	Communication Protocol: SMB or WebDAV Supported Client PC: Windows®10/Windows®11 Concurrent Connections (Max.): SMB:64, WebDAV:3
Advanced Box Available Disc Space	Standard: 16 GB Approx. (With option: max. 480GB)
Advanced Box Features	Authentication for Advanced Box Log-in, Sort Function, Printing a PDF File with a Password, imageWARE Secure Audit Manager Support, Search, File Preview, Authentication Management, Open to public, URI TX, Backup/Restore
Security Specifications	
Authentication and Access Control	User Authentication (Picture Login, Picture and PIN Login, Card Login, Username and Password Login, Function Level Login, Mobile Login), Department ID Authentication (Department ID and PIN Login, Function Level Login), uniFLOW® (PIN Login, Picture Login, Picture and PIN Login, Card Login, Card and PIN Login, Username and Password Login, Department ID and PIN Login, Function Level Login), Access Management System (Access Control) *Requires uniFLOW/uniFLOW Online
Document Security	Print Security (Secure Print, Encrypted Secure Print, Forced Hold Printing, uniFLOW Secure Print™), Receive Data Security (Confidential Fax Inboxes Forwarding Received Documents Automatically), Scan Security (Encrypted PDF, Device Signature PDF/XPS, User Signature PDF/XPS, Adobe LiveCycle® Rights Management ES2.5 Integration), BOX Security (Mail Box Password Protected, Advanced Box Access Control), Send Data Security (Setting for requesting password input per transmission, Restricted E-mail/File send functions, Confirming FAX number, Allow/Restrict Fax Driver Transmissions, Allow/Restrict Sending from History, S/MIME Support), Document Tracking (Secure Watermark) *1 Requires uniFLOW Online/uniFLOW
Network Security	TLS 1.3, IPsec, IEEE802.1X authentication, SNMP V3.0, Firewall Functionality (IP/MAC Address Filtering), WPA3 support (Wi-Fi), Dual Network Support (Wired LAN/Wireless LAN, Wired LAN/Wired LAN), Disabling Unused Functions (Enabling/Disabling Protocols/Applications, Enabling/Disabling Remote UI, Enabling/Disabling USB Interface), Communication Line Separation (G3 FAX, USB Port, Advanced Box, Scan and Send -Virus Concerns for E-mail Reception)
Device Security	Protecting SSD Data [SSD Data Encryption (FIPS140-2 Validated), SSD Lock], Standard SSD Initialize, Trusted Platform Module (TPM) v2.0, Job Log Conceal Function, Checking MFD Software Integrity & Platform Firmware Resiliency (NIST SP800-193) with Verify System at Startup, Automatic Recovery, Runtime Intrusion Detection, Common Criteria Certification (HCD-PP) (pending confirmation)
Device Management and Auditing	Administrator Password, Digital Certificate And Key Management, Audit Log, Cooperating with External Security Audit System (Security Information and Event Management), Image Data Logging, Security Policy Setting

<b>Environmental Specifications</b>	
Operating Environment	Temperature: 10 to 30°C Humidity: 20 to 80 % RH (Relative Humidity)
Power Source	220-240 V, 50/60Hz, 5A
Power Consumption	Maximum: Approx. 1,500W Sleep Mode: Approx. 0.8W* Typical Electricity Consumption rating (TEC)* rating iR-ADV DX C3935i: 0.35kWh iR-ADV DX C3930i: 0.30kWh iR-ADV DX C3926i: 0.26kWh iR-ADV DX C3922i: 0.23kWh * 0.8W is not available in all circumstances due to certain settings. ** As per USA Energy Star 3.0
<b>Consumables</b>	
Toner Cartridges	NPG-88 Toner BK/C/M/Y
Toner (Estimated Yield @ 5% Coverage)	NPG-88 Toner BK: 38,000 Pages NPG-88 Toner C/M/Y: 25,500 Pages
<b>Paper Supply Options</b>	
Cassette Feeding Unit-AW1	Paper Capacity: 550 sheets x 2 (1100 sheets) (80 gsm) Paper Type: Thin, Plain, Recycled, Colour, Heavy, Bond, Transparency, Pre-punched, Letterhead, Postcard Paper Size: A3, A4, A4R, A5, A5R, A6R, B4, B5, B5R Custom Size: 105.0 x 148.0 mm to 304.8 x 457.2 mm Paper Weight: 52 to 256 gsm Power Source: From the Main Unit Dimensions (W x D x H): 565 x 635 x 248 mm Weight: Approx. 16.0 kg
<b>Output Options*</b>	
<b>* Paper capacity may vary with different paper type/size.</b>	
Inner 2way Tray-M1	Tray Capacity (with 80 gsm paper) Upper tray: A4, A5, A5R, A6R, B5, B5R: 100 Sheets SRA3, A3, A4R, B4: 50 sheets Lower tray (standard tray): A4, A5, A5R, A6R, B5, B5R: up to 250 Sheets SRA3, A3, A4R, B4: up to 100 Sheets Paper Weight: 52 to 300 gsm Dimensions (W x D x H): 428 x 405 x 88 mm Weight: 0.7 kg
Copy Tray-T2	Capacity (with 80gsm paper): A4, A5R, B5, B5R: 100 Sheets A3, A4R, B4: 75 Sheets Dimensions (W x D x H): 444 x 373 x 176 mm (attached to the main unit, when the extension tray is extended) Weight: 0.5 kg
Inner Finisher-L1	Tray Capacity (with 80gsm paper): Upper Tray: SRA3, A3, A4, A4R, A5, A5R, A6R, B4, B5, B5R: approx. 45 Sheets Lower Tray: A4, A5, A5R, B5: approx. 500 Sheets SRA3, A3, A4R, B4, B5R: 250 Sheets A6R: 30 Sheets Envelope: 10 Sheets Paper Weight: 52 to 300 gsm Staple Position: Corner, Double Staple Capacity: A4, B5: 50 Sheets (52 to 90 gsm) A4R: 40 Sheets (52 to 90 gsm) A3, B4: 30 Sheets (52 to 90 gsm) Eco Staple: A3, A4, B4, B5: 10 Sheets (52 to 64 gsm) 8 Sheets (65 to 81.4 gsm) 6 Sheets (82 to 105 gsm) Staple On Demand: approx. 40 Sheets (80 gsm) Dimensions (W x D x H): 587 x 525 x 225 mm (attached to the main unit, when the extension tray is extended) Weight: Approx. 9.1 kg
Inner 2/3 Hole Puncher-D1	(Requires Inner Finisher-L1) Two or Three Holes Acceptable Punch Paper Weight: 52 to 300 gsm Acceptable Punch Paper Size: Two holes A3, A4, A4R, A5, B4, B5, B5R Three holes A3, A4, B4, B5
Inner 2/4 Hole Puncher-D1	(Requires Inner Finisher-L1) Two or Four Holes Acceptable Punch Paper Weight: 52 to 300 gsm Acceptable Punch Paper Size: Two holes A3, A4, A4R, A5, B4, B5, B5R Four holes A3, A4
Staple Finisher-AE1	Tray Capacity (with 80gsm paper): Upper Tray: A4, A5, A5R, A6R, B5: approx. 250 Sheets SRA3, A3, A4R, B4, B5R: approx. 125 Sheets Lower Tray: A4, A5, A5R, B5: 3,000 Sheets SRA3, A3, A4R, B4, B5R: 1,500 Sheets A6R: 250 Sheets Envelope: Monarch 30 sheets, COM10 No.10, DL, ISO-C5: 100 Sheets Paper Weight: Upper Tray: 52 to 256 gsm Lower Tray: 52 to 300 gsm Staple Position: Corner, Double Staple Capacity: A4, B5: 50 Sheets (52 to 90 gsm) A4R: 40 Sheets (52 to 90 gsm) A3, B4: 30 Sheets (52 to 90 gsm) Eco Staple: A3, A4: 10 Sheets (52 to 64 gsm) 8 Sheets (65 to 81.4 gsm) 6 Sheets (82 to 105 gsm) Staple On Demand: 50 Sheets (52 to 90 gsm) Dimensions (W x D x H): 637 x 623 x 1,021 mm (when the extension tray is extended) Weight: Approx. 30.0 kg
Booklet Finisher-AE1	(Includes the above Staple Finisher-AE1 basic staple specifications) Saddle Stitch Paper Size: A3, A4R, B4 Saddle Stitch Staple Capacity: 20 Sheets x 10 sets (52 to 81.4 gsm) (including 1 cover sheet up to 256 gsm) Non Staple Folded Bunch Capacity: up to 3 Sheets (52 to 105 gsm) Dimensions (W x D x H): 637 x 623 x 1,021 mm (when the extension tray is extended) Weight: Approx. 53.0 kg
2/3 Hole Puncher Unit-A1	(Requires either the Staple Finisher-AE1 or Booklet Finisher-AE1) Two or Three Holes Acceptable Punch Paper Weight: 52 to 300 gsm Acceptable Punch Paper Size: Two holes A3, A4, A4R, A5, B4, B5, B5R Three holes A3, A4, B4, B5
2/4 Hole Puncher Unit-A1	(Requires either the Staple Finisher-AE1 or Booklet Finisher-AE1) Two or Four Holes Acceptable Punch Paper Weight: 52 to 300 gsm Acceptable Punch Paper Size: Two holes A3, A4, A4R, A5, B4, B5, B5R Four holes A3, A4

<b>Software and Printer Management</b>	
Tracking and Reporting	Universal Login Manager (ULM) uniFLOW Online (Optional)
Remote Management Tools	iW Management Console eMaintenance Content Delivery System
Scanning Software	Color Network ScanGear2
Optimisation Tools	Canon Driver Configuration Tool
Platform	MEAP (Multifunctional Embedded Application Platform)
Document Publishing	iW DESKTOP
<b>Hardware Accessories</b>	
Others	Utility Tray-B1 Numeric Keypad-A2 IC Card Reader Box for Numeric Keypad-A1
<b>System and Controller Options</b>	
Print Accessories	PS Printer Kit-BJ13 PCL International Font Set-A1 Barcode Printing Kit-D1
Fax Accessories	Super G3 FAX Board-BH1 Super G3 2nd Line Fax Board-BH2 Remote Fax Kit-A1 IP FAX Expansion Kit-B1
Storage Accessories	1TB SSD-A1 Memory Mirroring Kit-A1 250GB SSD-A1
Interface Accessories	Wireless LAN Board-F1 Copy Control Interface Kit-A1 Serial Interface Kit-K3
<b>Other Options</b>	
Accessibility Accessories	ADF Access Handle-A1 Voice Guidance Kit-G1 Voice Operation Kit-D1
Staple Cartridges	Staple Cartridge-Y1 Staple-P1
Heater Options	Reader Heater Unit-G3 Main Body Heater Unit-A2



Canon Australia Pty Ltd  
1800 444 199  
canon.com.au/business  
Canon New Zealand Ltd  
0800 222 666  
canon.co.nz/business